



ZERA

MT30
Product Catalog

Doc.No: 100352703
Version from:02.05.2011

Device



Portable three phase reference standard MT30

Including adjustment and standard factory calibration.

- Internal memory area for up to of 1000 measured values.
- Double insulated plastic housing
- Default: Supply via external power supply unit (included).
- Optional: Supply via internal rechargeable battery.
- Accuracy for power/energy measurement: $< \pm 0.2 \%$

Ord.No. **100256401**

Adjustment and Calibration / Device



Readjustment of MT30

Note: With initial purchase of an instrument the adjustment is included. This article only applies to a readjustment.

Ord.No. **100033858**



Factory calibration of a new instrument MT30 according to ZERA standard, 50 Hz

Note: This article only applies to a purchase of a new instrument MT30.

- Including factory calibration certificate

Ord.No. **100519718**



Factory re-calibration of MT30 according to ZERA standard, 50 Hz

Note: With initial purchase of an instrument the factory calibration is included. This article only applies to a re-calibration.

- Including factory calibration certificate

Ord.No. **100007049**



Factory re-calibration of MT30 incl. current clamp MT3430*, 50 Hz

Incl. factory calibration certificate

MT3430*

load points 240V, 50Hz, 4WA:

$\cos \varphi 1, 0,5i, 0,5c$; 120A ($I_B=100A$); 100A; 50A; 10A; 5A; 1A; 0,5A; 0,25A ($I_B=0,5A$); 0,1A; 0,05A; 0,025A ($I_B=0,05A$)

Ord.No. **100519774**

*valid also for previous versions

**DKD calibration of MT30, 50 Hz**

- Including DKD calibration certificate

Ord.No. **100006849****DKD-Calibration for MT30 incl. current clamp MT3430*, 50 Hz**

Incl. DKD-Calibration Certificate

Ord.No. **100519657**

MT3430*

load points 240V, 50Hz, 4WA:

$\cos \varphi 1, 0,5i, 0,5c$; 120A ($I_B=100A$); 100A; 50A; 10A; 5A; 1A;
0,5A; 0,25A ($I_B=0,5A$); 0,1A; 0,05A; 0,025A ($I_B=0,05A$)

*valid also for previous versions

**Factory calibration of a new instrument MT30 according to ZERA standard, 60 Hz**

Note: This article only applies to a purchase of a new instrument MT30.

- Including factory calibration certificate

Ord.No. **100519720****Factory re-calibration of MT30 according to ZERA standard, 60 Hz**

Note: With initial purchase of an instrument the factory calibration is included. This article only applies to a re-calibration.

- Including factory calibration certificate

Ord.No. **100519719****Factory re-calibration of MT30 incl. current clamp MT3430*, 60 Hz**

Incl. factory calibration certificate

Ord.No. **100519775**

MT3430*

load points 240V, 60Hz, 4WA:

$\cos \varphi 1, 0,5i, 0,5c$; 120A ($I_B=100A$); 100A; 50A; 10A; 5A; 1A;
0,5A; 0,25A ($I_B=0,5A$); 0,1A; 0,05A; 0,025A ($I_B=0,05A$)

*valid also for previous versions



DKD calibration of MT30, 60 Hz
 • Including DKD calibration certificate

Ord.No. **100519619**



DKD-Calibration for MT30 incl. current clamp MT3430*, 60 Hz
 Incl. DKD-Calibration Certificate

Ord.No. **100519658**

MT3430*
load points 240V, 60Hz, 4WA:
*cos φ 1, 0,5i, 0,5c; 120A (I_B=100A); 100A; 50A; 10A; 5A; 1A;
 0,5A; 0,25A (I_B=0,5A); 0,1A; 0,05A; 0,025A (I_B=0,05A)*

*valid also for previous versions




Calibration, each additional load point for power and energy, DKD

Ord.No. **100006893**




Calibration, each additional load point for current and/or voltage, DKD

Ord.No. **100006894**



Calibration, each additional load point for power and energy, factory calibration

Ord.No. **100007093**



Calibration, each additional load point for current and/or voltage, factory calibration

Ord.No. **100007094**

Power Cords



Power cord "Plug type A to figure-of-eight", 2.0 m

For supply via mains supply.

- 1x Plug type A
- 1x Figure-of-eight socket (IEC 60320-1 C7)

Ord.No. **100277201**



Power cord "Euro plug type C to figure-of-eight", 2.0 m

For supply via mains supply.

- 1x Euro plug type C (CEE 7/16)
- 1x Figure-of-eight socket (IEC 60320-1 C7)

Ord.No. **100067700**



Power cord "Plug type G to figure-of-eight", 2.0 m

For supply via mains supply.

- 1x Plug type G (BS1363)
- 1x Figure-of-eight socket (IEC 60320-1 C7)

Ord.No. **100277200**



Power cord "Plug type I to figure-of-eight", 2.0 m

For supply via mains supply.

- 1x Plug type I (AS/NZS 3112, 2-pin)
- 1x Figure-of-eight socket (IEC 60320-1 C7)

Ord.No. **100277202**



Power cord “stackable safety plug (black) to figure-of-eight”, 2.0 m

For supply via test voltage.

- 2x stackable, spring-loaded 4 mm plugs with rigid insulating sleeve (2x black)
- 1x Figure-of-eight socket (IEC 60320-1 C7)

Ord.No. **100067608**



Power cord “stackable safety plug (black/yellow) to figure-of-eight”, 2.0 m

For supply via test voltage.

- 2x stackable, spring-loaded 4 mm plugs with rigid insulating sleeve (1x black; 1x yellow)
- 1x Figure-of-eight socket (IEC 60320-1 C7)

Ord.No. **100067601**



Power cord “stackable safety plug (violet/yellow) to figure-of-eight”, 2.0 m

For supply via test voltage.

- 2x stackable, spring-loaded 4 mm plugs with rigid insulating sleeve (1x violet/1x yellow)
- 1x Figure-of-eight socket (IEC 60320-1 C7)

Ord.No. **100067602**

Sensors



MT3430, AC current clamp set

Electronically compensated, calibration independent from the instrument.

- Clamping diameter: 12 mm
- Output: D-Sub plug 25-pin
- Measuring range: 5 mA ... 120 A
- Error of measurement:
 - <math>< \pm 0.15\% / < 0.1^\circ</math> (500 mA ... 120 A)
 - <math>< \pm 0.3\% / < 0.1^\circ</math> (50 mA ... 500 mA)
 - <math>< \pm 0.6\% / < 0.1^\circ</math> (25 mA ... 50 mA)
- Frequency range: 45 ... 65 Hz
- Rated voltage: 30 V, CAT III (only for insulated leads)

Ord.No. **Z10301903**

**MT3416, AC current clamp set 300 A**

Electronically compensated, calibration independent from the instrument.

- Clamping diameter: 52 mm
- Output: D-Sub plug 25-pin
- Measuring range: 100 mA ... 300 A
- Error of measurement:
 - < $\pm 0,15\%$ / < $0,1^\circ$ (1 A ... 300 A)
 - < $\pm 0,3\%$ / < $0,1^\circ$ (500 mA ... 1 A)
 - < $\pm 0,6\%$ / < $0,15^\circ$ (200 mA ... 500 mA)
- Frequency range: 45 ... 65 Hz
- Rated voltage: 600 V, CAT III / 300 V, CAT IV

| | |
|---------|------------------|
| Ord.No. | 100319200 |
|---------|------------------|

**MT3411, flexible AC current sensor 2000 A, 0.45 m**

Flexible clamping of any conductor to be measured (cable, bar, core, etc.) even on places difficult to access.

- Diameter: ca. 14 cm
- Output: 2x 4 mm safety plug
- Measuring range: 500 mA ... 2000 A
- Switchable ranges: 200 A, 2000 A
- Error of measurement:
 - 200 A range: $\leq \pm 1.0\%$ / 0.7° (5 A ... 200 A)
 - 2000 A range: $\leq \pm 1.0\%$ / 0.7° (0.5 A ... 2000 A)
- Frequency range: 10 Hz ... 100 Hz
- Rated voltage: 1000 V, CAT III

Note: Connection to the instrument is via adapter MT3412. The adapter has to be ordered separately.

| | |
|---------|------------------|
| Ord.No. | 100061300 |
|---------|------------------|

**MT3415, flexible AC current sensor 2000 A, 0.80 m**

Flexible clamping of any conductor to be measured (cable, bar, core, etc.) even on places difficult to access.

- Diameter: ca. 25 cm
- Output: 2x 4 mm safety plug, connection via adapter MT3412
- Measuring range: 500 mA ... 2000 A
- Switchable ranges: 200 A, 2000 A
- Error of measurement:
 - 200 A range: $\leq \pm 1.0\%$ / 0.7° (5 A ... 200 A)
 - 2000 A range: $\leq \pm 1.0\%$ / 0.7° (0.5 A ... 2000 A)
- Frequency range: 10 Hz ... 100 Hz
- Rated voltage: 1000 V, CAT III

Note: Connection to the instrument is via adapter MT3412. The adapter has to be ordered separately.

| | |
|---------|------------------|
| Ord.No. | 100061301 |
|---------|------------------|

**MT3404, flexible AC current sensor 10,000 A, 1.20 m**

Flexible clamping of any conductor to be measured (cable, bar, core, etc.) even on places difficult to access.

- Diameter: ca. 38 cm
- Output: 2x 4 mm safety plug, connection via adapter MT3412
- Measuring range: 500 mA ... 10,000 A
- Switchable ranges: 1,000 A, 10,000 A
- Error of measurement:
 - 1,000 A range: $\leq \pm 1.0\%$ / 0.5° (5 A ... 1,000 A)
 - 10,000 A range: $\leq \pm 1.0\%$ / 0.5° (0.5 A ... 10,000 A)
- Frequency range: 10 Hz ... 100 Hz
- Rated voltage: 1000 V, CAT III

Note: Connection to the instrument is via adapter MT3412. The adapter has to be ordered separately.

| | |
|---------|------------------|
| Ord.No. | 100032500 |
|---------|------------------|

**MT3406, current sensor**

For primary current measurement on power transmission lines. Including telescopic stick. Only sold together with a calibration standard. Without CE marking.

- Measuring range: Up to 2000 A
- Error of measurement: $< \pm 1.5\%$
- Operating frequency: 50 Hz or 60 Hz
- Rated voltage: 150 kV

Note: Connection to the instrument is via adapter MT3409. The adapter has to be ordered separately.

| | |
|---------|------------------|
| Ord.No. | 100032100 |
|---------|------------------|

**MT3405, voltage sensor**

For primary voltage measurements on power transmission lines (phase to phase or phase to ground). Including telescopic stick. Only sold together with a calibration standard. Without CE marking.

- Measuring range: 0 kV AC ... 40 kV AC
- Operating frequency: 50 Hz or 60 Hz

Note: Connection to the instrument is via adapter MT3409. The adapter has to be ordered separately.

| | |
|---------|------------------|
| Ord.No. | 100032000 |
|---------|------------------|

Adapter for Sensors



MT3412, adapter “4 mm safety plug to D-Sub plug 25-pin”, 1.0 m, phase colour: grey
 For connecting max. three flexible current sensors of the same type to the instrument. Suitable for the types MT3415, MT3411 and MT3404. Equipped with:

- 3x socket for two 4 mm safety plugs
- 1x D-Sub plug, 25-pin

Ord.No. **100032203**



MT3412, adapter “4 mm safety plug to D-Sub plug 25-pin”, 4.0 m, phase colours: red/yellow/blue
 For connecting max. three flexible current sensors of the same type to the instrument. Suitable for the types MT3415, MT3411 and MT3404. Equipped with:

- 3x socket for two 4 mm safety plugs
- 1x D-Sub plug, 25-pin

Ord.No. **100032204**



MT3409, adapter “BNC socket to 4 mm safety plug/D-Sub plug 25-pin”
 To connect MT3405 and/or MT3406 to the instrument. Equipped with:

- 6x BNC socket (3x for voltage, 3x for current)
- 4x 4 mm safety plug, 1x D-Sub plug, 25-pin

Ord.No. **100032202**

Adjustment and Calibration / Sensors



Readjustment of current clamp MT3430 or MT3422
Note: With initial purchase of one of the current clamps named above the adjustment is included. This article only applies to a readjustment.

Ord.No. **100033805**



Readjustment of current clamp MT3416 / MT3417
Note: With initial purchase of one of the current clamps named above the adjustment is included. This article only applies to a readjustment.

Ord.No. **100033894**



Factory calibration of a new current clamp MT3430 / MT3422, 50 Hz

Note: This article only applies to a purchase of a new current clamp of one of the types named above.
incl. factory calibration certificate

Ord.No. **100007059**

load points 240V, 50Hz, 4WA:

$\cos \varphi 1, 0,5i, 0,5c$; 120A ($I_R=100A$); 100A; 50A; 10A; 5A; 1A; 0,5A; 0,1A; 0,05A; 0,025A ($I_R=0,05A$)



Factory calibration of a new current clamp MT3416 / MT3417, 50 Hz

Note: This article only applies to a purchase of a new current clamp of one of the types named above.
incl. factory calibration certificate

Ord.No. **100519702**

load points 240V, 50Hz, 4WA:

$\cos \varphi 1, 0,5i, 0,5c$; 300A ($I_R=200A$); 200A; 100A; 20A; 10A; 2A; 1A; 0,5A ($I_R=1A$); 0,2A; 0,1A



Factory re-calibration of current clamp MT3430 / MT3422, 50 Hz

Note: With initial purchase of one of the current clamps named above the factory calibration is included. This article only applies to a re-calibration.
incl. factory calibration certificate

Ord.No. **100007058**

load points 240V, 50Hz, 4WA:

$\cos \varphi 1, 0,5i, 0,5c$; 120A ($I_R=100A$); 100A; 50A; 10A; 5A; 1A; 0,5A; 0,1A; 0,05A; 0,025A ($I_R=0,05A$)



Factory re-calibration of current clamp MT3416 / MT3417, 50 Hz

Note: With initial purchase of one of the current clamps named above the factory calibration is included. This article only applies to a re-calibration.
incl. factory calibration certificate

Ord.No. **100519701**

load points 240V, 50Hz, 4WA:

$\cos \varphi 1, 0,5i, 0,5c$; 300A ($I_R=200A$); 200A; 100A; 20A; 10A; 2A; 1A; 0,5A ($I_R=1A$); 0,2A; 0,1A



DKD-Calibration MT3416 / MT3417, 50 Hz
incl. DKD-Calibration Certificate

Ord.No. **100519600**

load points 240V, 50Hz, 4WA:

$\cos \varphi 1, 0,5i, 0,5c$; 300A ($I_R=200A$); 200A; 100A; 20A; 10A;
2A; 1A; 0,5A ($I_R=1A$); 0,2A; 0,1A
A); 0,2A; 0,1A



DKD-Calibration MT3430 / MT3422, 50 Hz
incl. DKD-Calibration Certificate

Ord.No. **100006857**

load points 240V, 50Hz, 4WA:

$\cos \varphi 1, 0,5i, 0,5c$; 120A ($I_R=100A$); 100A; 50A; 10A; 5A; 1A;
0,5A; 0,1A; 0,05A; 0,025A ($I_R=0,05A$)



Factory calibration of a new current clamp MT3430 / MT3422, 60 Hz

Ord.No. **100007063**

Note: This article only applies to a purchase of a new current clamp of one of the types named above.
incl. factory calibration certificate

load points 240V, 60Hz, 4WA:

$\cos \varphi 1, 0,5i, 0,5c$; 120A ($I_B=100A$); 100A; 50A; 10A; 5A; 1A;
0,5A; 0,1A; 0,05A; 0,025A ($I_B=0,05A$)



Factory calibration of a new current clamp MT3416 / MT3417, 60 Hz

Ord.No. **100519705**

Note: This article only applies to a purchase of a new current clamp of one of the types named above.
incl. factory calibration certificate

load points 240V, 60Hz, 4WA:

$\cos \varphi 1, 0,5i, 0,5c$; 300A ($I_R=200A$); 200A; 100A; 20A; 10A;
2A; 1A; 0,5A ($I_R=1A$); 0,2A; 0,1A



Factory re-calibration of current clamp MT3430 / MT3422, 60 Hz

Note: With initial purchase of one of the current clamps named above the factory calibration is included. This article only applies to a re-calibration.
incl. factory calibration certificate

Ord.No. **100007062**

load points 240 V, 60 Hz, 4 WA:

cos φ 1, 0,5i, 0,5c; 120A ($I_R=100A$); 100A; 50A; 10A; 5A; 1A; 0,5A; 0,1A; 0,05A; 0,025A ($I_R=0,05A$)



Factory re-calibration of current clamp MT3416 / MT3417, 60 Hz

Note: With initial purchase of one of the current clamps named above the factory calibration is included. This article only applies to a re-calibration.
incl. factory calibration certificate

Ord.No. **100519704**

load points 240V, 60Hz, 4WA:

cos φ 1, 0,5i, 0,5c; 300A ($I_R=200A$); 200A; 100A; 20A; 10A; 2A; 1A; 0,5A ($I_R=1A$); 0,2A; 0,1A



DKD calibration of current clamp MT3430 / MT3422, 60 Hz

Including DKD calibration certificate (example available on request)

Ord.No. **100006861**

load points 240V, 60Hz, 4WA:

cos φ 1, 0,5i, 0,5c; 120A ($I_R=100A$); 100A; 50A; 10A; 5A; 1A; 0,5A; 0,1A; 0,05A; 0,025A ($I_R=0,05A$)




DKD calibration of current clamp MT3416 / MT3417, 60 Hz

Including DKD calibration certificate (example available on request)

Ord.No. **100519603**


load points 240V, 60Hz, 4WA:

cos φ 1, 0,5i, 0,5c; 300A ($I_R=200A$); 200A; 100A; 20A; 10A; 2A; 1A; 0,5A ($I_R=1A$); 0,2A; 0,1A



Calibration, each load point, DKD


Ord.No. **100006892**



Calibration, each load point, factory calibration

Ord.No. **100007092**

Quick Connection Cable



Quick connection cable “voltage/rigid sleeve” for MT series, 2.5 m, phase colours: red/yellow/blue/black

To prevent connecting faults on the instrument's side.
Measurement category III (CAT III).

- Instrument's side: 1x 4-pin connector with anti-twist safeguard.
- Mains side: 4x stackable, spring-loaded 4 mm plug with rigid insulating sleeve - 1x red, 1x yellow, 1x blue, 1x black
- Cable cross-section: 2.5 qmm

Ord.No. **100023402**



Quick connection cable “voltage/retractable sleeve” for MT series, 2.5 m, phase colours: red/yellow/blue/black

To prevent connecting faults on the instrument's side.
Measurement category III (CAT III).

- Instrument's side: 1x 4-pin connector with anti-twist safeguard.
- Mains side: 4x stackable, spring-loaded 4 mm plug with retractable sleeve to prevent accidental touching - 1x red, 1x yellow, 1x blue, 1x black
- Cable cross-section: 2.5 qmm

Ord.No. **100013307**




Quick connection cable for “voltage/rigid sleeve” for MT series, 4.0 m, phase colours: red/yellow/blue/black

To prevent connecting faults on the instrument's side. Measurement category III (CAT III).

- Instrument's side: 1x 4-pin connector with anti-twist safeguard.
- Mains side: 4x stackable, spring-loaded 4 mm plug with rigid insulating sleeve - 1x red, 1x yellow, 1x blue, 1x black
- Cable cross-section: 2.5 qmm

Ord.No. **100013306**



Quick connection cable for “voltage/rigid sleeve” for MT series, 2.5 m, phase colours: yellow/green/violet/black

To prevent connecting faults on the instrument's side. Measurement category III (CAT III).

- Instrument's side: 1x 4-pin connector with anti-twist safeguard.
- Mains side: 4x stackable, spring-loaded 4 mm plug with rigid insulating sleeve - 1x yellow, 1x green, 1x violet, 1x black
- Cable cross-section: 2.5 qmm

Ord.No. **100023413**




Quick connection cable “voltage/Entrelec” for MT series, 2.5 m

To connect the instrument to metering installations with Entrelec connector system. Pin assignment upon agreement. Measurement category III (CAT III).

- Instrument's side: 1x 4-pin connector
- Mains side: 1x multipoint Entrelec plug, 2x in-line 4 mm rigid sockets, accepting spring-loaded 4 mm plugs with rigid insulating sleeve - black.
- Cable cross section: 2.5 qmm

Ord.No. **100013320**



Quick connection cable “voltage/rigid sleeve” for MT series, burden measurement, 4.0 m, phase colours: red/yellow/blue/black

For burden measurement. On each phase there is a separate connector for neutral. Measurement category III (CAT III).

- Instrument's side: 1x 4-pin connector
- Mains side: 6x stackable, spring-loaded 4 mm plug with rigid insulating sleeve, colours: 1x red, 1x yellow, 1x blue, 3x black
- Cable cross-section: 2.5 qmm

Ord.No. **100013308**

Laboratory Cables



Laboratory cable with safety plug/connection pin, red, 0.45 m

Only suitable for voltage up to 60 V.

- 1x 2 mm pin for connection to screw terminals.
- 1x insulated in-line safety plug
- Lead cross section: 0.75 qmm

Ord.No. **Z09826311**



Laboratory cable with safety plug/connection pin, blue, 0.45 m

Only suitable for voltage up to 60 V.

- 1x 2 mm pin for connection to screw terminals.
- 1x insulated in-line safety plug
- Lead cross section: 0.75 qmm

Ord.No. **Z09826312**



Laboratory cable with stackable plug, red, 2.0 m

Measurement category III (CAT III).

- 2x stackable 4 mm plugs with rigid insulating sleeve
- Lead cross section: 2.5 qmm

Ord.No. **X00007597**



Laboratory cable with stackable plug, yellow, 2.0 m

Measurement category III (CAT III).

- 2x stackable 4 mm plugs with rigid insulating sleeve
- Lead cross section: 2.5 qmm

Ord.No. **X00006907**



Laboratory cable with stackable plug, blue, 2.0 m

Measurement category III (CAT III).

- 2x stackable 4 mm plugs with rigid insulating sleeve
- Lead cross section: 2.5 qmm

Ord.No. **X00007598**

**Laboratory cable with stackable plug, black, 2.0 m**

Measurement category III (CAT III).

- 2x stackable 4 mm plugs with rigid insulating sleeve
- Lead cross section: 2.5 qmm

Ord.No. **X00006910****Laboratory cable with stackable plug, green, 2.0 m**

Measurement category III (CAT III).

- 2x stackable 4 mm plugs with rigid insulating sleeve
- Lead cross section: 2.5 qmm

Ord.No. **X00006908****Laboratory cable with stackable plug, violet, 2.0 m**

Measurement category III (CAT III).

- 2x stackable 4 mm plugs with rigid insulating sleeve
- Lead cross section: 2.5 qmm

Ord.No. **X00006909****Laboratory cable with stackable plug, brown, 2.0 m**

Measurement category III (CAT III).

- 2x stackable 4 mm plugs with rigid insulating sleeve
- Lead cross section: 2.5 qmm

Ord.No. **100414100****Laboratory cable with stackable plug, grey, 2.0 m**

Measurement category III (CAT III).

- 2x stackable 4 mm plugs with rigid insulating sleeve
- Lead cross section: 2.5 qmm

Ord.No. **100739800**



Operation manual for MT10/MT30, English

Ord.No. **100432401**



Operation manual for MT10/MT30, French

Ord.No. **100432402**



Operation manual for MT3430, German

Ord.No. **100550560**



Operation manual for MT3430, English

Ord.No. **100550561**



Operation manual for MT3430, French

Ord.No. **100550562**

**Operation manual for MT3416, German**Ord.No. **100432575****Operation manual for MT3416, English**Ord.No. **100432576****Operation manual for TK326, German**Ord.No. **100432500****Operation manual for TK326, English**Ord.No. **100432501****Operation manual for TK326, French**Ord.No. **100432502**



Operation manual for TK118-05, German

Ord.No. **100432520**



Operation manual for TK118-05, English

Ord.No. **100432521**



Operation manual for TK118-05, French

Ord.No. **100432522**

Impulse Sensors and Accessories



TK 326-01, scanning head with holding device

For detection of rotor disc markings on Ferraris meters and LED signals on electronic meters. Fixing at the electricity meter via stretchable holding device, maximum wingspan 19.0 cm.

Ord.No. **100102202**



TK 326-01, scanning head without holding device

For detection of rotor disc markings on Ferraris meters and LED signals on electronic meters.

- Fixing: Via stretchable holding device for scanning heads TK326/TK118.

Ord.No. **100313300**



Holding device for scanning head TK326/TK118

Stretchable holding device to fix the scanning head TK326 or TK118 at the electricity meter.

- Maximum wingspan: 19.0 cm.

Ord.No. **100319600**



TK118-05, scanning head

For detection of LED signals of electronic meters.

- Fixing: Via provided suction cup or via optionally available stretchable holding device for scanning heads TK326/TK118.

Ord.No. **100201900**



TK122-01, scanning head with holding device for Enel meters

Scanning head with holding device for detection of LED signals of meter types GEM, GET 1, GET 2A and GET 2D, GISM, GIST, GISS. Detection switchable between active and reactive LED signals.

Ord.No. **100148102**



TK122-01, scanning head without holding device

For detection of LED signals.

- Detection switchable between active and reactive LED signals.
- Fixing: Via holding device for TK122-01

Ord.No. **100147400**



Holding device for TK122-01

Holding device to fix the scanning head at the electricity meter of types GEM, GET 1, GET 2A and GET 2D, GISM, GIST, GISS.

Ord.No. **Z10142903**



Contact pin for TK122-01 holding device

To pick up the test voltage. The measuring lead is plugged onto the contact pin.

Ord.No. **100249400**



Start-stop pushbutton for signal entry

The start-stop pushbutton is used for manual signal entry when testing electricity meters.

Ord.No. **Z09969204**



K121-01, S0 pulse converter with measuring leads

For pulse detection of floating contacts as well as of S0 pulse output on electricity meters. Including two laboratory cables with safety plug/connection pin.

Ord.No. **100004200**



K121-01, S0 pulse converter without measuring leads

For pulse detection of floating contacts as well as of S0 pulse output on electricity meters.

Ord.No. **Z09894100**



Connection cable for scanning head input (SC) on ZERA instruments with RJ10 socket

The spiral cable connects TKxxx and K121 to the instrument.

- 2x Modular connector RJ10
- Length: 1.00 m / expanded: 6.00 m

Ord.No. **Z10353027**

Printer and Accessories



Thermal printer DPU414 Seiko

For printing the measured data while testing metering installations.

Ord.No.

100078900



Interface cable, RS232, 1:1 wiring

Connection cable with 1:1 wiring.

- 1x D-Sub plug, 9-pin
- 1x D-Sub socket, 9-pin
- Cable length: 2.00 m

Ord.No.

X00010761



AC adapter thermal printer DPU414, 230 V / 50 Hz

For connecting the DPU414 Seiko to the power supply. Euro plug (CEE 7/16)

Ord.No.

100087600



Battery pack for thermal printer DPU414

Cell type: Ni-MH, 4.8 V, rechargeable

Ord.No.

100131300



Paper for thermal printer

Width: 112 mm, length approx. 28 m

Ord.No.

100087400

Small Parts and Accessories Bag for Small Parts



Accessories bag with connection adapters

- 1x Accessories bag (100214400)
- 3x Spring clip (Z09508700)
- 4x 4 mm plug adapter (banana plug) (X00004962)
- 4x Adapter for terminal blocks (X00004961)
- 3x 4 mm test clips (crocodile clips), slim (X00009329)
- 3x 4 mm test clips (crocodile clips), wide (X00010059)

Ord.No. **100023723**



Terminal strip

- With a wire protection guard inside the clamping body, which prevents damage to the connected wire
- Wire diameter: up to 6 qmm / fine-stranded 2.5 – 6 qmm

Ord.No. **M00410152**

Adapter for terminal blocks

- Connection via insulated flexible copper conductor.
- Socket: 4 mm rigid socket in insulator, made of brass, accepting spring-loaded 4 mm plugs with rigid insulating sleeve.

Ord.No. **X00004961**



4 mm plug adapter (banana plug)

- Plug: 4 mm spring-loaded plug, made of brass.
- Socket: 4 mm rigid socket in insulator accepting spring-loaded 4 mm plugs with rigid insulating sleeve.

Ord.No. **X00004962**



4 mm cable lug adapters

- Cable lug adapter, made of brass for permanent installation, e. g. for connecting screw terminals.
- Socket: 4 mm rigid socket in insulator accepting spring-loaded 4 mm plugs with rigid insulating sleeve.

Ord.No. **X00004963**





Spring clip

- Connection via spring clip.
- Socket: Stackable, spring-loaded 4 mm plugs with rigid insulating sleeve.

Ord.No. **Z09508700**



Test plugs for terminal blocks

- Plug: 4 mm test plug, made of brass with spring-loaded plug for connecting into rail mounted terminals with 4 mm sockets.
- Socket: 4 mm rigid socket in insulator accepting spring-loaded 4 mm plugs with rigid insulating sleeve.

Ord.No. **100102400**



4 mm test clips (crocodile clips), wide

- Crocodile clip made of brass with all-round insulation. Toothed jaws for wide grip with surface for fine wire.
- Socket: 4 mm rigid socket in insulator accepting spring-loaded 4 mm plugs with rigid insulating sleeve.

Ord.No. **X00010059**



4 mm test clips (crocodile clips), slim

- Small, slim crocodile clip made of brass with all-round insulation. Toothed jaws for wide grip with surface for fine wire.
- 4 mm rigid socket in insulator accepting spring-loaded 4 mm plugs with rigid insulating sleeve.

Ord.No. **X00009329**



Accessories bag without content DIN A6, material: polypropylene

Ord.No. **100214400**

Transport



Aluminium case, for MT30/MT10 and accessories, standard

Hard-top case with inlet for transport of the measuring instrument and accessories.

- Dimensions: H 360 mm × W 450 mm × D 130 mm

Ord.No. **100023980**



Carrying strap for reference meter, black, width 25 mm

Belt length: 700 - 1,400 mm, adjustable by sliding buckle, metal snap hooks on both sides.

Ord.No. **100170000**

Additional Accessories for The Device



Interface cable, RS232, cross wired (null modem cable)

Cross wired connection cable.

- 2x D-Sub socket, 9-pin
- Cable length: 3.00 m

Ord.No. **X00010844**



Li-Ion Battery, set of 3 (M00400491)

- 3,7 V / 2200 mAh

Ord.No. **100619500**

ZERA GmbH
Hauptstraße 392
D-53639 Königswinter
Phone: +49 (0)2223 704-0
Fax: +49 (0)2223 704-70
E-mail: zera@zera.de
Internet: www.zera.de
Managing Directors:
Dr. Prosper Suwelack / Rainer Otto
Headquarter: Königswinter



Notes on using the product catalogue

When ordering, always state the order number.

Pictures can differ from original product.

We follow ZVEI terms of delivery, see on www.zera.de

Deutsche Bank Bonn
bank code: 380 700 59
account: 005 705 150 0
IBAN: DE16 3807 0059 0057 0515 00
SWIFT: DEUTDEDK380

Commerzbank Bonn
bank code: 380 400 07
account: 113 313 100
IBAN: DE29 3804 0007 0113 3131 00
SWIFT: COBADEFF380

Kreissparkasse Köln
bank code: 370 502 99
account: 001 078 492
IBAN: DE15 3705 0299 0001 07
SWIFT: COKSDE33

HRB 7073 Siegburg
VAT-IdNo. DE 218 515 479
WEEE-Reg.Nr. DE 53879641
